

# Thank you for purchasing

# BIBLE STORY MINI-LESSON

# MOSES AND THE RED SEA

This resource is Biblically sound and created with great care to share God's word with young learners. It includes


- A Mini-Lesson Plan to follow
- Full size (color and B/W) for teachers as you highlight the story with your class.
- Mini Books for you to print for your students.

## Instructions

- Print the teacher book on cardstock and laminate for durability. (If using the B/W option, take some time to color it.)
- Print, cut and staple the student books on regular paper.
- I strongly recommend that you open up your Bible while you share this book with your students, so they understand that the whole story comes from the Bible.
- Later, your students can color these mini books and take them home to share with their family. Encourage the parents of your students to read these together and allow their child to share what they learned that week.

Happy Teaching!

~Becky

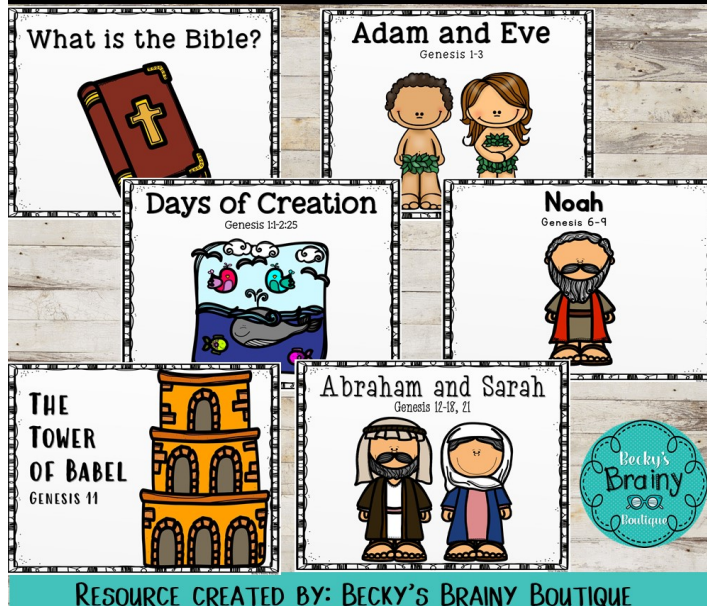


# WANT MORE PRODUCTS LIKE THIS?



If you like this Mini Lesson and want more like it,  
save some money and grab a **BUNDLE**!

## Bible Story Mini Lesson GROWING BUNDLE



For Young Learners



## Bible Story Mini Lesson GROWING BUNDLE



For Young Learners

Check out all my biblical resources **HERE**.

# TABLE OF CONTENTS



PAGE 1	TEACHER INSTRUCTIONS
PAGE 2	BUNDLE & BIBLICAL RESOURCES LINKS
PAGE 3	TABLE OF CONTENTS
PAGE 4	LESSON PLAN
PAGES 5-9	TEACHER BOOK, COLOR
PAGES 10-14	TEACHER BOOK, BLACK & WHITE
PAGE 15	STUDENT MINI-BOOK
PAGE 16	ADDITIONAL PRODUCTS
PAGE 17	CREDITS & TERMS OF USE

# Mini Lesson Plan

## MOSES AND THE RED SEA

### OBJECTIVE

Students will learn the story of how God parted the Red Sea for Moses and the Israelites, from the Bible, Exodus 13-15, and be able to answer discussion questions from the lesson.

### MATERIALS

- Bible
- Printed Teacher Book
- Printed copies of the mini book for students (prepare these ahead of time by cutting the page into 4 pages and stapling the book together)
- Crayons/Pencils

### TEACHING TIME (5 minutes)

Ask students to join you as you open your Bible to Exodus 13. Explain to students that the story you are going to share with them comes right from God's Word.

Show students the cover page of the Teacher Book. Ask them to tell you what they see on that picture. Engage in discussion and then tell the students to listen as you read the story.

Read the pages and show students the pictures as you go.

### ACTIVITY (5 minutes)

Send students to their seats and distribute copies of their mini book. Direct students to write their name and color the pictures. When students are finished, move on to the discussion questions.

### DISCUSSION (5 minutes)

1. Why were the Israelites happy at the beginning of the story? (They were happy because they were finally free from slavery in Egypt.)
2. How did God lead the people through the wilderness? (God led them with a cloud during the day and with fire at night.)
3. Who chased God's people to the Red Sea? (Pharaoh and his army chased the Israelites to the Red Sea.)
4. What happened when Moses stretched out his rod over the sea? (God sent a strong wind to separate the waters of the Red Sea and made a path.)
5. What happened to the sea after the last Israelite made it across? (God closed the path.)
6. What did the Israelites do to celebrate and why? (The Israelites celebrated and worshipped God by singing and dancing because God had saved them again.)

Total Time for Lesson. 15 minutes

# Moses & The Red Sea

Exodus 13-15



The Israelites were so happy to be free from slavery in Egypt, but they were also scared because they did not know where to go. God loved them and showed them the way to go. During the day, he led them with a cloud. At night, he led them with fire.



God led his people through the wilderness to the Red Sea. They heard something and turned around to see Pharaoh's army chasing them! Pharaoh had changed his mind! The people were so scared, but God put himself, as the cloud, between the Egyptian army and his people. He loved the Israelites and would protect them!



With the Egyptian Army on one side and the Red Sea on the other, Moses had no where to lead the people to escape. But, God had a plan. God told Moses to stretch out his rod over the sea. Then, God sent a strong wind to separate the waters of the Red Sea. God made a path!




Moses told the people to start walking. It took them all night to cross the muddy path. As soon as the last Israelite made it across, God closed the path. The water swallowed up all of Pharaoh's army. The Israelites celebrated and worshipped God with singing and dancing because God had saved them, once again.





# Moses & The Red Sea


Exodus 13-15



The Israelites were so happy to be free from slavery in Egypt, but they were also scared because they did not know where to go. God loved them and showed them the way to go. During the day, he led them with a cloud. At night, he led them with fire.



God led his people through the wilderness to the Red Sea. They heard something and turned around to see Pharaoh's army chasing them! Pharaoh had changed his mind! The people were so scared, but God put himself, as the cloud, between the Egyptian army and his people. He loved the Israelites and would protect them!



With the Egyptian Army on one side and the Red Sea on the other, Moses had no where to lead the people to escape. But, God had a plan. God told Moses to stretch out his rod over the sea. Then, God sent a strong wind to separate the waters of the Red Sea. God made a path!




Moses told the people to start walking. It took them all night to cross the muddy path. As soon as the last Israelite made it across, God closed the path. The water swallowed up all of Pharaoh's army. The Israelites celebrated and worshipped God with singing and dancing because God had saved them, once again.



# Moses & The Red Sea


Name \_\_\_\_\_

The Israelites were so happy to be free from slavery in Egypt, but they were also scared because they did not know where to go. God loved them and showed them the way to go. During the day, he led them with a cloud. At night, he led them with fire.



Becky's Brainy Boutique

God led his people through the wilderness to the Red Sea. They heard something and turned around to see Pharaoh's army chasing them! Pharaoh had changed his mind! The people were so scared, but God put himself, as the cloud, between the Egyptian army and his people. He loved the Israelites and would protect them!



Becky's Brainy Boutique

With the Egyptian Army on one side and the Red Sea on the other, Moses had no where to lead the people to escape. But, God had a plan. God told Moses to stretch out his rod over the sea. Then, God sent a strong wind to separate the waters of the Red Sea. God made a path!



Becky's Brainy Boutique

Moses told the people to start walking. It took them all night to cross the muddy path. As soon as the last Israelite made it across, God closed the path. The water swallowed up all of Pharaoh's army. The Israelites celebrated and worshipped God with singing and dancing because God had saved them, once again.



Becky's Brainy Boutique

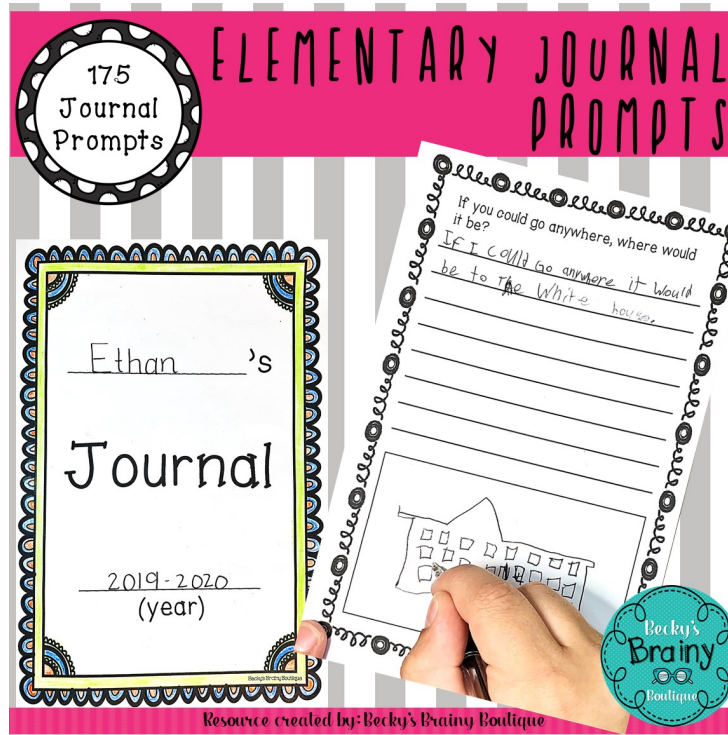

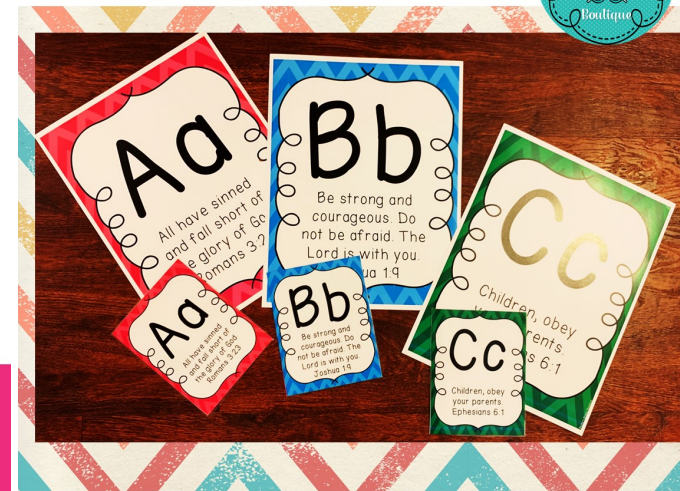
# CHECK THESE OUT!



## I HAVE, WHO HAS GAME GROWING BUNDLE



## BIBLE VERSE POSTERS & MINI CARDS



Find all my  
resources [HERE](#).

# Thank you for shopping at: BECKY'S BRAINY BOUTIQUE



Dear Teachers,


I hope this purchase enhances your classroom!

Please take a moment and leave feedback on this purchase (and earn yourself some TPT credits).

Thank you!  
Becky



FOLLOW BECKY'S BRAINY BOUTIQUE  
ON SOCIAL MEDIA:



**TERMS OF USE:** THIS ITEM IS FOR PERSONAL USE IN YOUR CLASSROOM. PLEASE DO NOT DISTRIBUTE. IF YOU HAVE A FRIEND WHO WOULD ENJOY THIS PRODUCT, PLEASE DIRECT THEM TO MY STORE. THE INFORMATION, ACTIVITIES, AND IMAGES INCLUDED ARE COPYRIGHTED. YOU MAY NOT REUSE OR SELL ANY PORTION OF THIS ITEM. YOU ARE WELCOME TO POST ABOUT IT ON YOUR BLOG AND/OR OTHER SOCIAL MEDIA SITES, AS LONG AS YOU LINK BACK TO MY TPT STORE AND USE MY BUTTON. FEEL FREE TO E-MAIL WITH ANY QUESTIONS/COMMENTS TO [BECKYSBRAINYBOUTIQUE@GMAIL.COM](mailto:BECKYSBRAINYBOUTIQUE@GMAIL.COM).

CLIP ART, FONTS  
AND BORDERS  
FROM:

